



<https://www.mass.gov/orgs/massachusetts-commission-for-the-deaf-and-hard-of-hearing>

Massachusetts Commission for the Deaf and Hard of Hearing


MCDHH offers various services for persons that are Deaf and Hard to Hear like:

- Covid-19 Card
- How to request and ASL interpreter or CART provider
- Request training
- Deaf, Late-Deafened, and Hard of Hearing Programs and Services
- Interpreter Fee Schedules & Manual
- Communication Access, Training and Technology Services (CATTS)
- Massachusetts Commission for the Deaf & Hard of Hearing Public Records
- Modern Guide to Hearing Loss


How to go to MCDHH page Request a Training

1. Type <https://www.mass.gov/orgs/massachusetts-commission-for-the-deaf-and-hard-of-hearing> into your web browser and press the enter key.
2. Scroll down a little and highlight and click on **I want to..**

Massachusetts
Commission for the Deaf
and Hard of Hearing (MCDHH)

I want to... 

About 

Contact us 

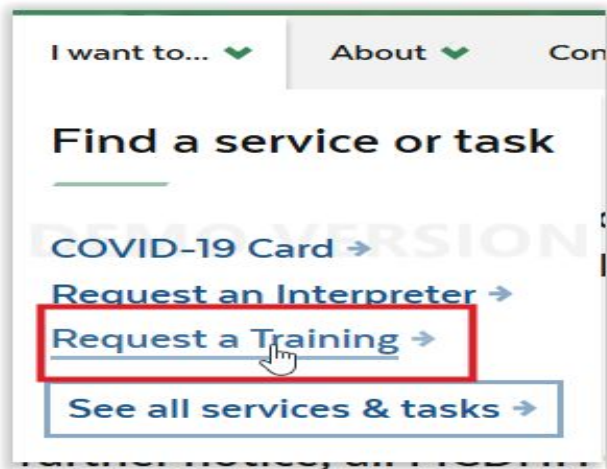
News

Locations

Find a service or task

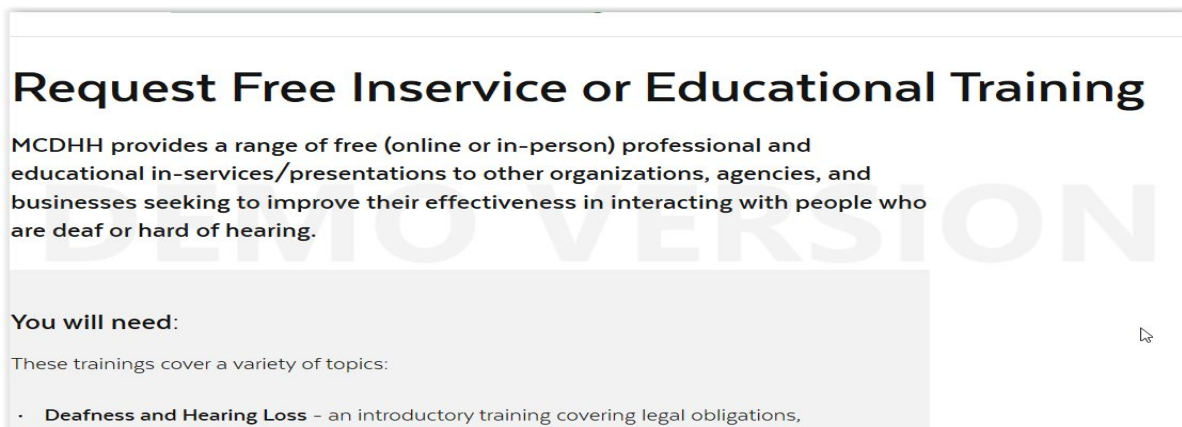
le communication education

3. Click on Request a Training



Note: Placing your cursor over the words “I want to..” without clicking on it will bring up a box with areas of interest. You can quickly navigate to one of these areas by clicking on its link. For example clicking on “**Request An Interpreter**” will take you directly to the “How to Request an ASL Interpreter or CART provider” page.

4. To request a training highlight and click on “Request a training” as shown above you are presented with range of free and professional services and an online request form



5. Scroll down a little bit you will see a requesting information form for your personal information and click next.

A screenshot of an 'Online Request Form'. The title 'Online Request Form' is at the top. Below it is a section header 'Requestor Information' in a grey bar. The form contains three input fields: 'Name: -', 'Position Title: -', and 'Organization: -'. Each field has a corresponding text input box. A large, semi-transparent 'DEMO VERSION' watermark is overlaid on the right side of the form.

- Next page will give you the training event information fill up the form with details and hit next to enter the logistical information.

Training Event Information

Requested Topic: *

Deafness and Hearing Loss

Type of Event: *

Presentation/Training

- Enter the logistical information and hit next to review the information you entered.

Logistical information

Does the training room have a high speed internet connection available for use by trainers? *

Yes
 No

Does the training room have a working external telephone? *

Yes
 No

Once you have completed all the form sections, review the information you entered in the previous pages. Click on "Submit" (see orange arrow below) if all your information is correct. Click on "Previous" (see blue arrow below) to go back and re-enter/correct the information.

Do you have a video conference setup available for possible remote training? Yes

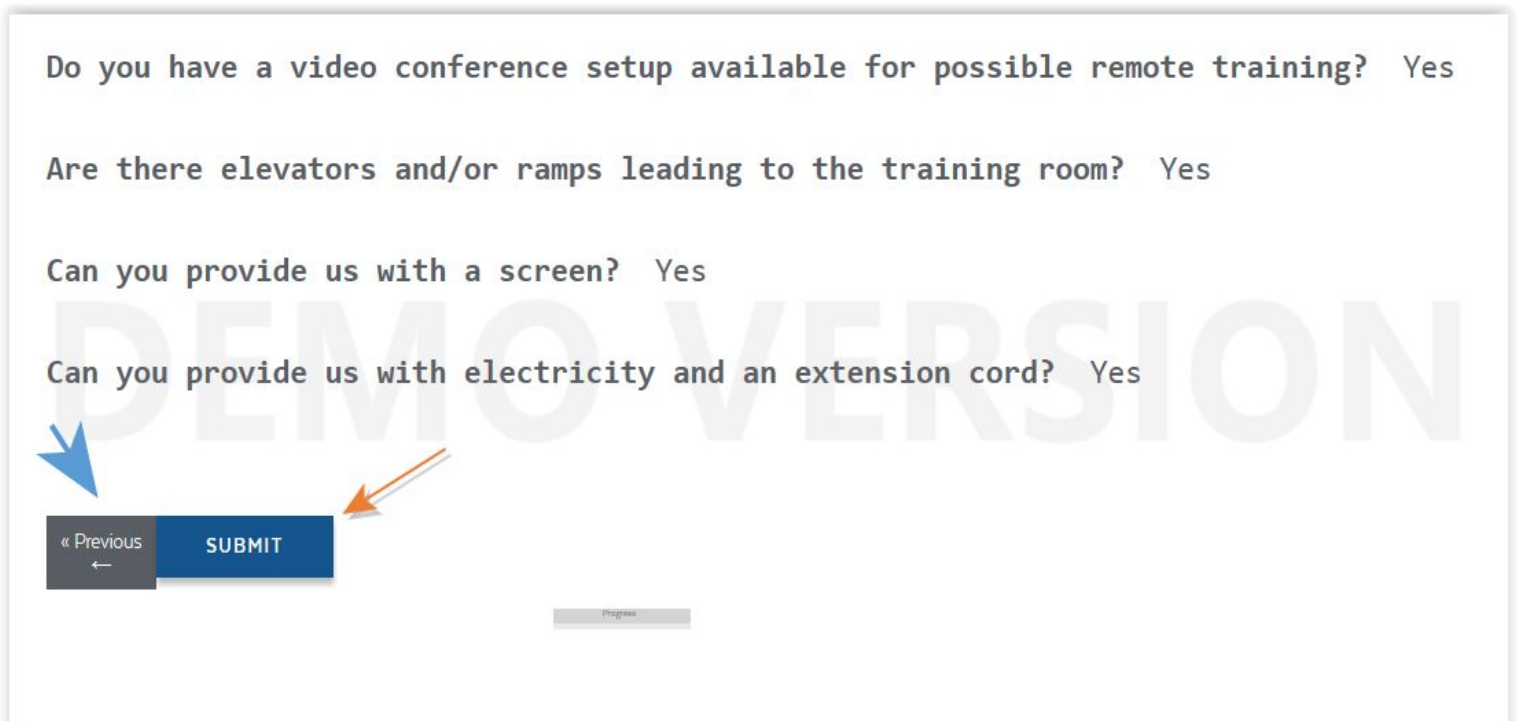
Are there elevators and/or ramps leading to the training room? Yes

Can you provide us with a screen? Yes

Can you provide us with electricity and an extension cord? Yes

« Previous ← SUBMIT

Progress

A screenshot of a web form with four questions, each followed by a "Yes" response. At the bottom, there are two buttons: "« Previous" with a left-pointing arrow and "SUBMIT". A blue arrow points to the "« Previous" button, and an orange arrow points to the "SUBMIT" button. A large, semi-transparent "DEMO VERSION" watermark is overlaid across the center of the form. Below the buttons is a "Progress" indicator.

CONGRATULATIONS! You have just submitted a request for a training!