



Typing.com
<https://www.typing.com>



Typing.com is a website that provides free lessons and games to help you learn how to type!

To begin, type in [typing.com](https://www.typing.com) to your browser, or click on the blue link at the top of this page. You should see a page that looks like this:



Let's get started by creating a free account. Click [Student Login](#) at the top of the page.

Make up a username and password, or log in with your Clever or Google account.

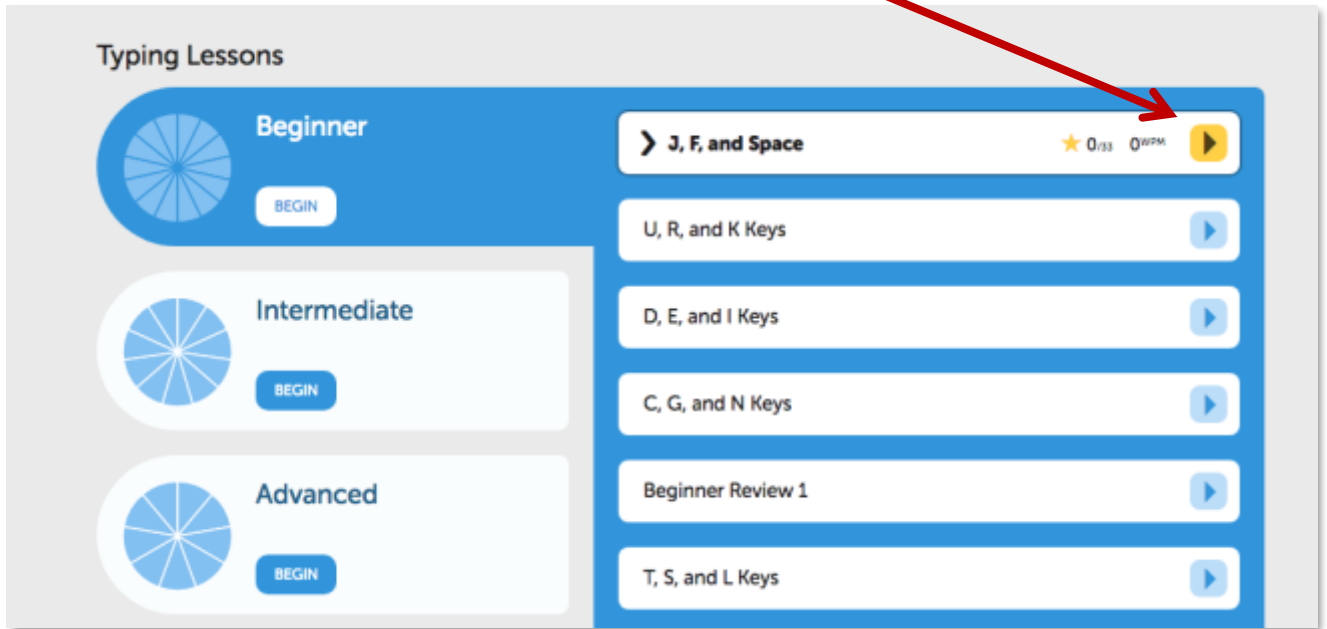
The screenshot shows the typing.com login and sign-up interface. On the left, under "Student Login", there are input fields for "Username / Email" and "Password", a link for "I forgot my login!", and a yellow "LOG IN" button. On the right, under "Sign Up, It's Free!", there are input fields for "Username" (containing "TechGoesHome"), "Email (optional)", "Password" (with masked characters), and "Password Again" (with masked characters). Below these are links for "Privacy Policy & Terms of Service" and a yellow "CREATE FREE ACCOUNT" button. At the bottom, there is a section for "Or Use Single Sign On" with two buttons: "Log in with Clever" and "Log in with Google".

Now that you've created your account, let's check out some of the great typing lessons available.

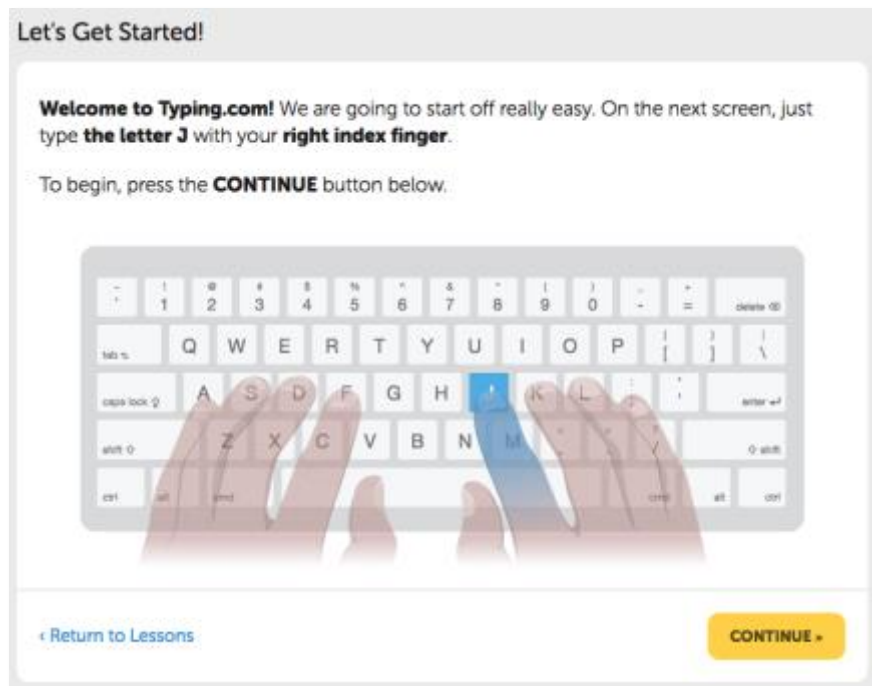
On the homepage, click the yellow button that says **Typing Lessons** to get started.

The screenshot shows the typing.com homepage. The navigation bar includes "typing.com", "Teachers", "Students", "Typing Test", "Typing Games", and "Blog". The main heading is "Learn & Teach Typing, Free". Below this, there is a list of features: "Free Grading & Classroom Management for Teachers", "Comprehensive Multi-Grade Typing Curriculum", "Single-Sign-On & Classroom Roster Syncing", and "Perfect for All ages & Levels, K-12 and Beyond". At the bottom, there are two buttons: a yellow "Typing Lessons »" button and a white "School Edition »" button. A red arrow points from the text above to the "Typing Lessons »" button.

Here we can see all of the typing lessons, from beginner to advanced. Let's start with the first beginner lesson, "**J, F, and Space**". Click the yellow arrow to start the lesson.



Follow the instructions on the page to complete your first typing lesson!




Once you've completed the lesson, you will see this page showing you how you did. At the bottom, there are three buttons. You can continue to the next lesson, view all of the lessons, or take a typing test to test your speed and accuracy.

J, F, and Space


Lesson Complete!

Congratulations, you are on the road to typing mastery!

Technique recap: Type the **space bar** with whichever finger is most comfortable for you. And remember that the small **bumps on the F and J keys** allow you to orient your fingers without looking down at the keyboard!



You earned **33/33** accuracy stars!



| Lesson Speed | Lesson Accuracy | Time Typing |
|---------------|-----------------|-------------|
| 39 WPM | 100% | 4:05 |

[Return to Lessons](#) [TAKE TYPING TEST](#) [CONTINUE TO: U, R, AND K KEYS](#)

Let's try taking a timed typing test. Click **this** green button to go to the typing test page.

Here you can choose how long you want your test to be. Let's start out with a one-minute test. Click the button that says **Take 1:00 Test** to begin.

Timed Typing Tests

TAKE 1:00 TEST **TAKE 3:00 TEST** **TAKE 5:00 TEST**

Prove your speed to employers and friends, and show the world what you can do!
Every certificate includes a unique verification link for potential employers or just to show off!

Sample Test Results

The test will give you a block of text to type, like the one shown below. The timer will start once you type the first letter. Keep typing until the timer hits zero.

1:00 Typing Test 1:00

As the number of overweight children in the
United States continues to climb, fitness is a
consideration that weighs heavily on the minds
of parents, caregivers and teachers. The risk of
health issues accompanying obesity among


If you mistype a letter, it will be highlighted in red like this:

Water covers 70 percent of Earth's surface, yet

You can use the delete key on your keyboard to go back and correct your mistake.

Test Complete!

Great job! You completed the typing test. You can now print your beautiful personalized typing certificate!



| Speed | Accuracy | Time Typing |
|---------------|------------|-------------|
| 61 WPM | 96% | 1:00 |

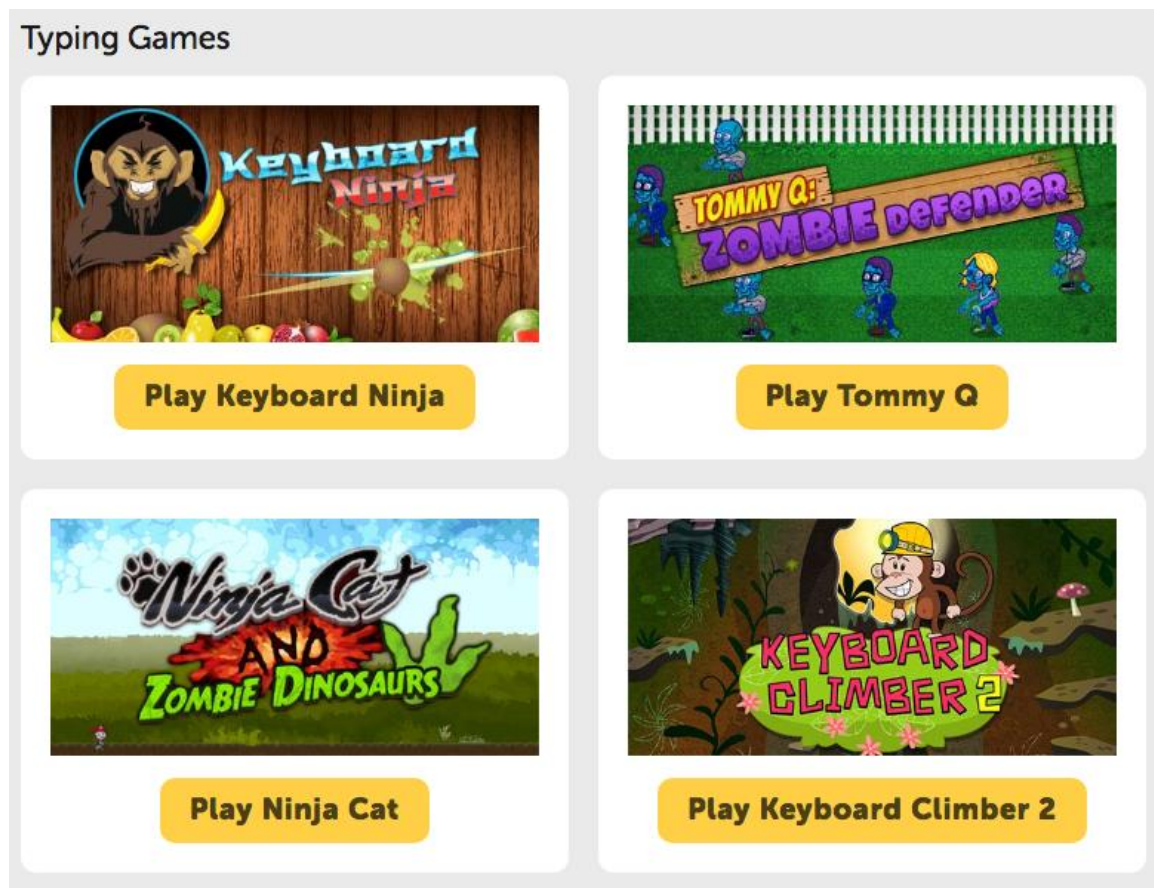
[Return to Tests](#) [PRINT CERTIFICATE](#)

Once you finish, the page will show you your typing speed measured in words per minute (WPM) and your typing accuracy as a percentage.

Finally, let's take a look at the typing games on Typing.com.



At the top of the page, click **Games** to find a list of all the typing games available.



Those are the basics of Typing.com!
Have fun typing!