



[my.nicheacademy.com/bostonpublic](https://my.nicheacademy.com/bostonpublic)

## 波士顿公共图书馆 Niche Academy

波士顿公共图书馆 Niche Academy 提供关于网站和其他图书馆资源应用的简短教程。按照以下链接上的步骤查找这些教程。

[my.nicheacademy.com/bostonpublic](https://my.nicheacademy.com/bostonpublic)


### 步骤:

- 1) 打开互联网浏览器 (即 Chrome, Internet Explorer, Safari, etc.)。打开：  
<https://my.nicheacademy.com/bostonpublic>

The screenshot shows a web browser window with the address bar containing the URL [my.nicheacademy.com/bostonpublic](https://my.nicheacademy.com/bostonpublic). A red arrow points to the address bar. The page content includes the Boston Public Library logo, a search bar, and a grid of resource tiles. The tiles are:

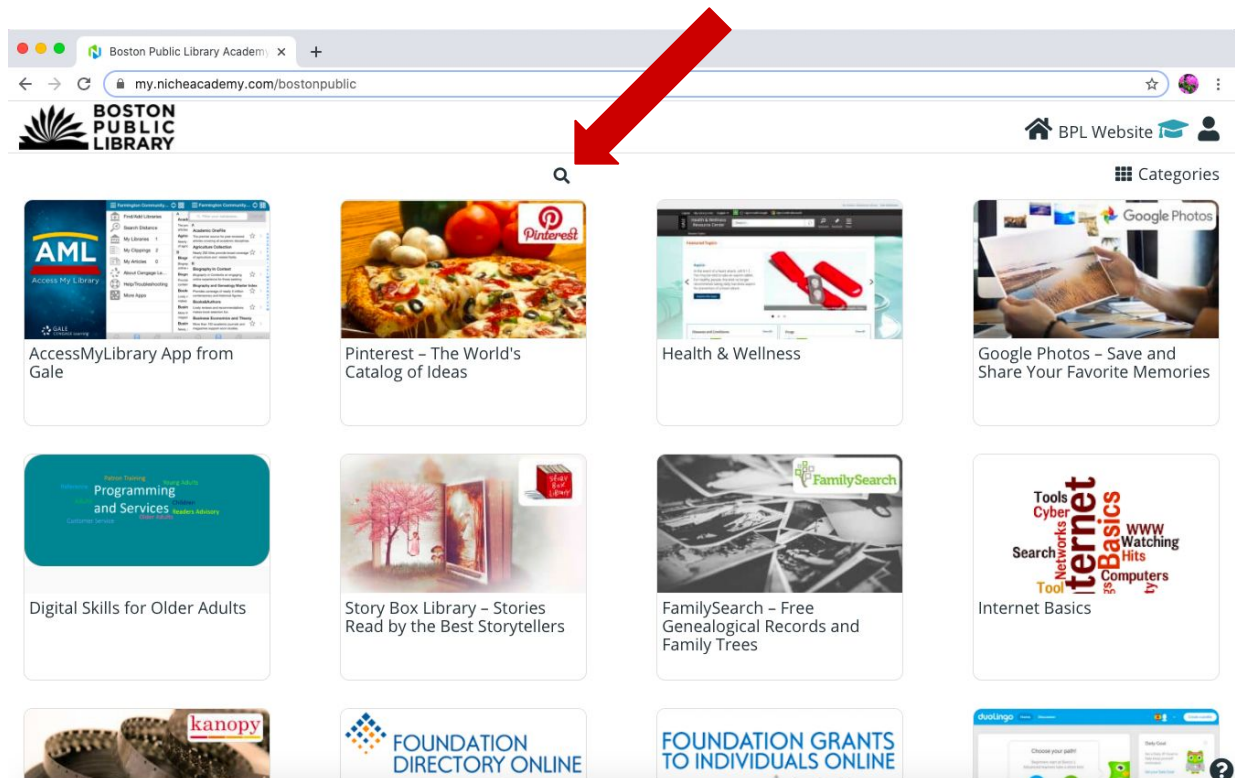
- AccessMyLibrary App from Gale
- Pinterest - The World's Catalog of Ideas
- Health & Wellness
- Google Photos - Save and Share Your Favorite Memories
- Digital Skills for Older Adults
- Story Box Library - Stories Read by the Best Storytellers
- FamilySearch - Free Genealogical Records and Family Trees
- Internet Basics
- kanopy
- FOUNDATION DIRECTORY ONLINE
- FOUNDATION GRANTS TO INDIVIDUALS ONLINE
- AvodIngo

2) 在网站上，可以通过滚动主页来浏览教程。使用计算机的触控板或侧边栏滚动。



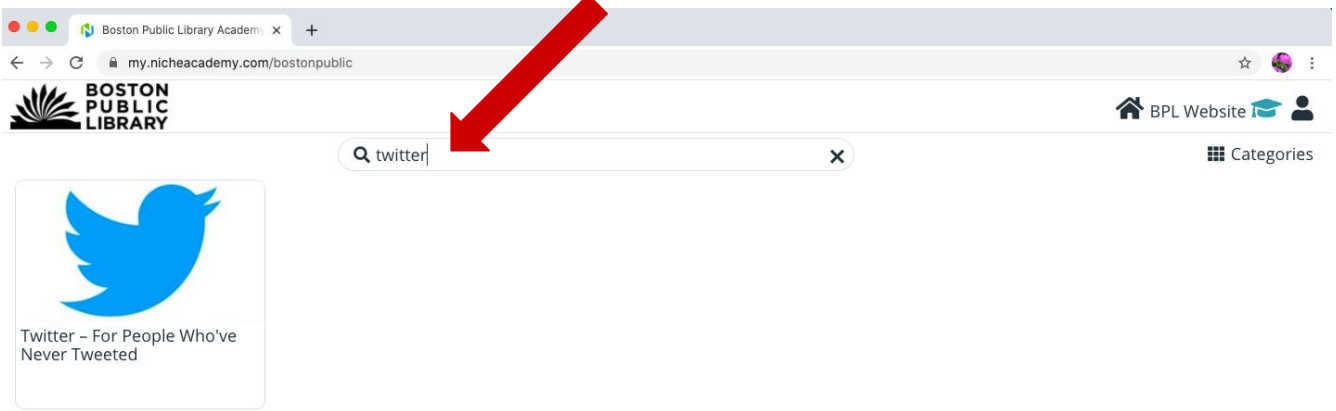
3) 要搜索特定教程，请单击放大镜符号并输入要找的主题。

点击放大镜符号

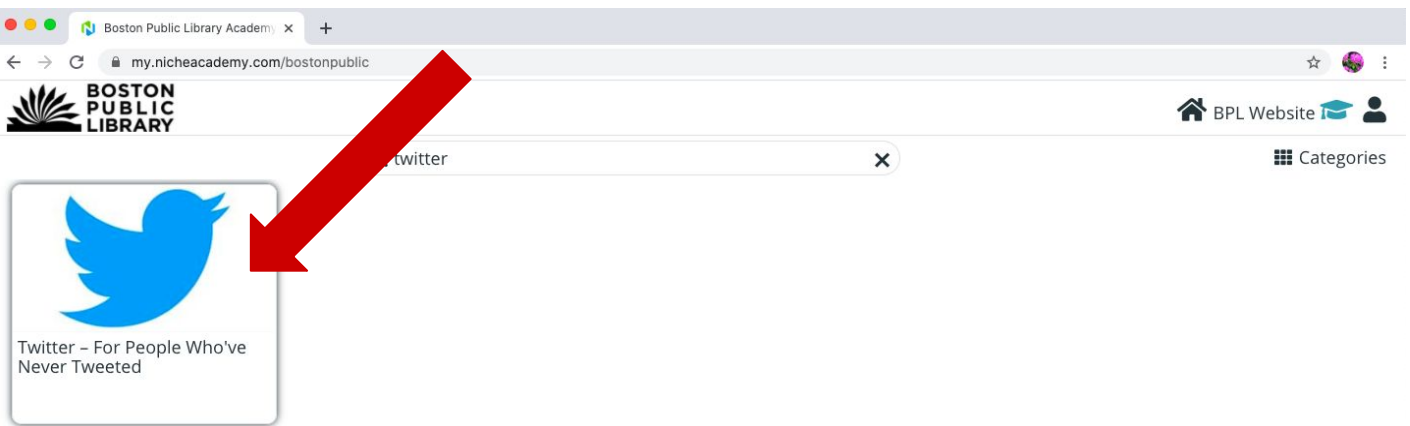


下一页...

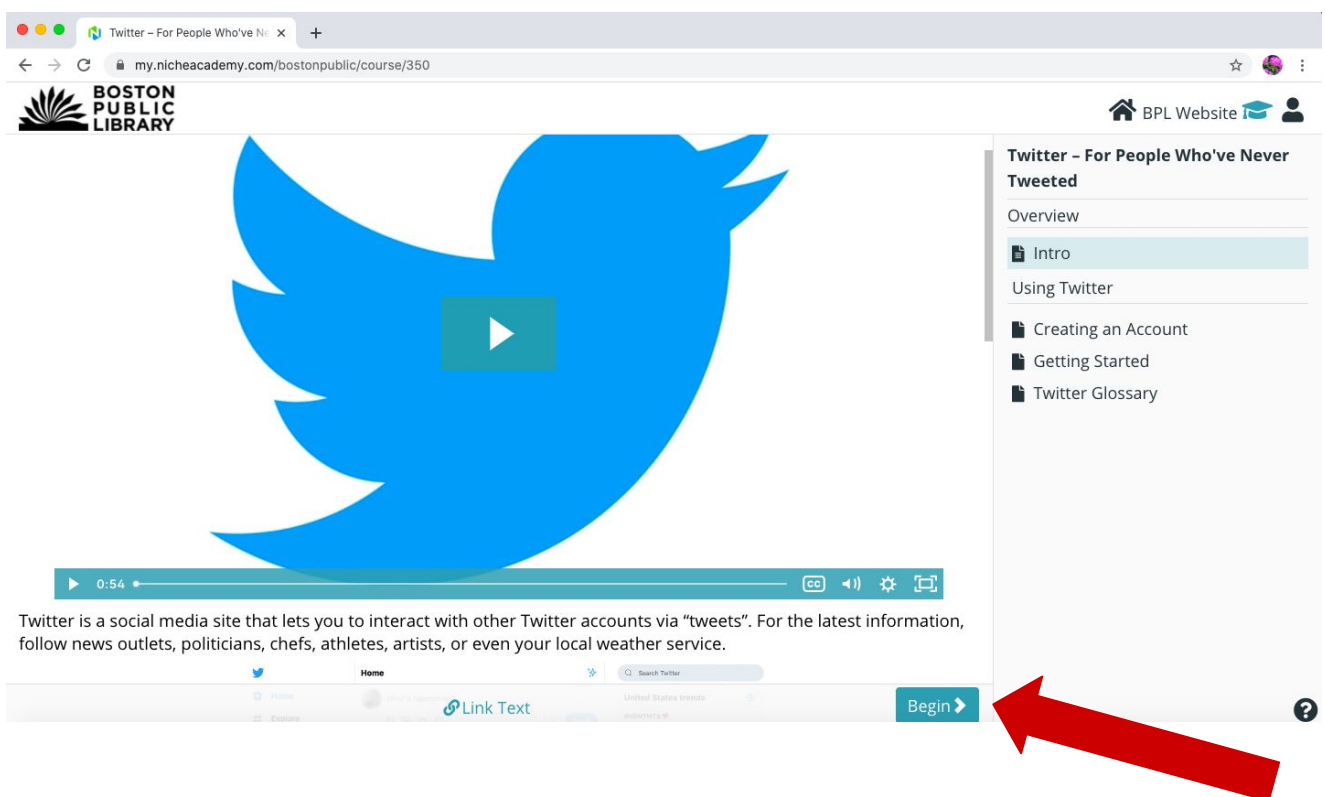
在搜索栏里输入你要找的主题



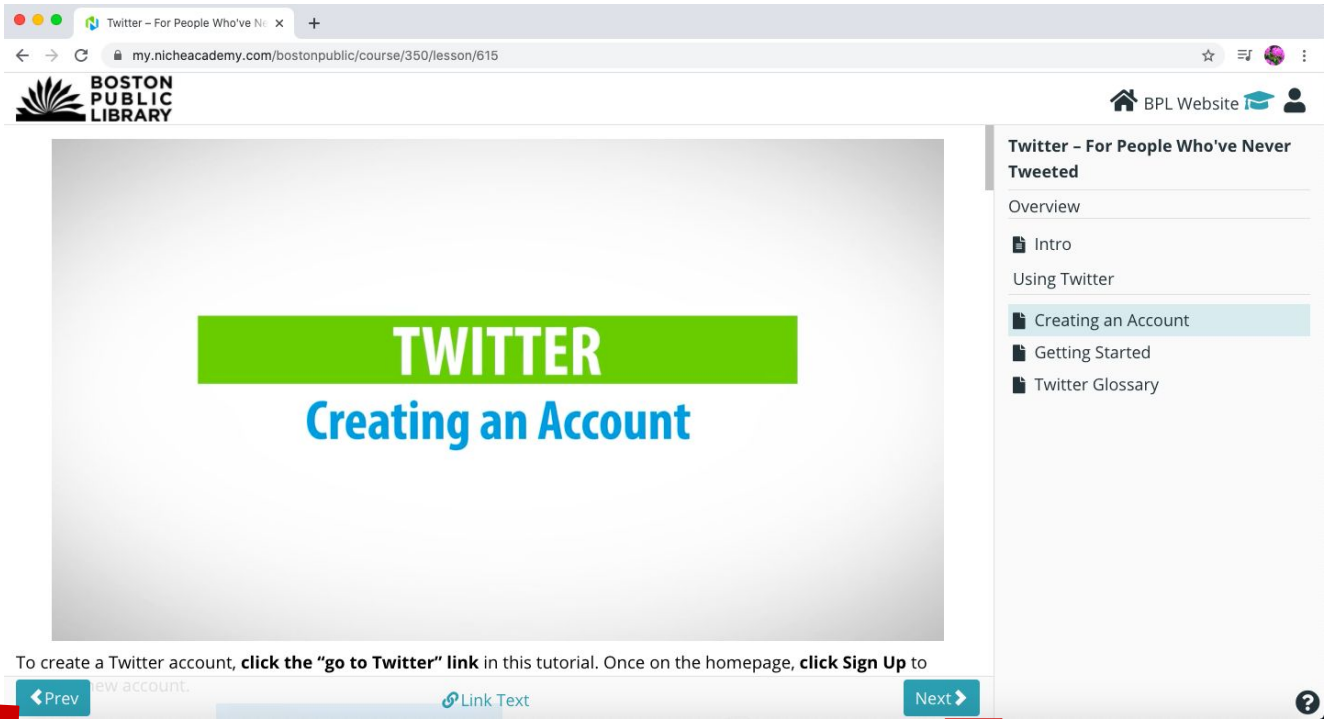
4) 点击你想要看的教程。



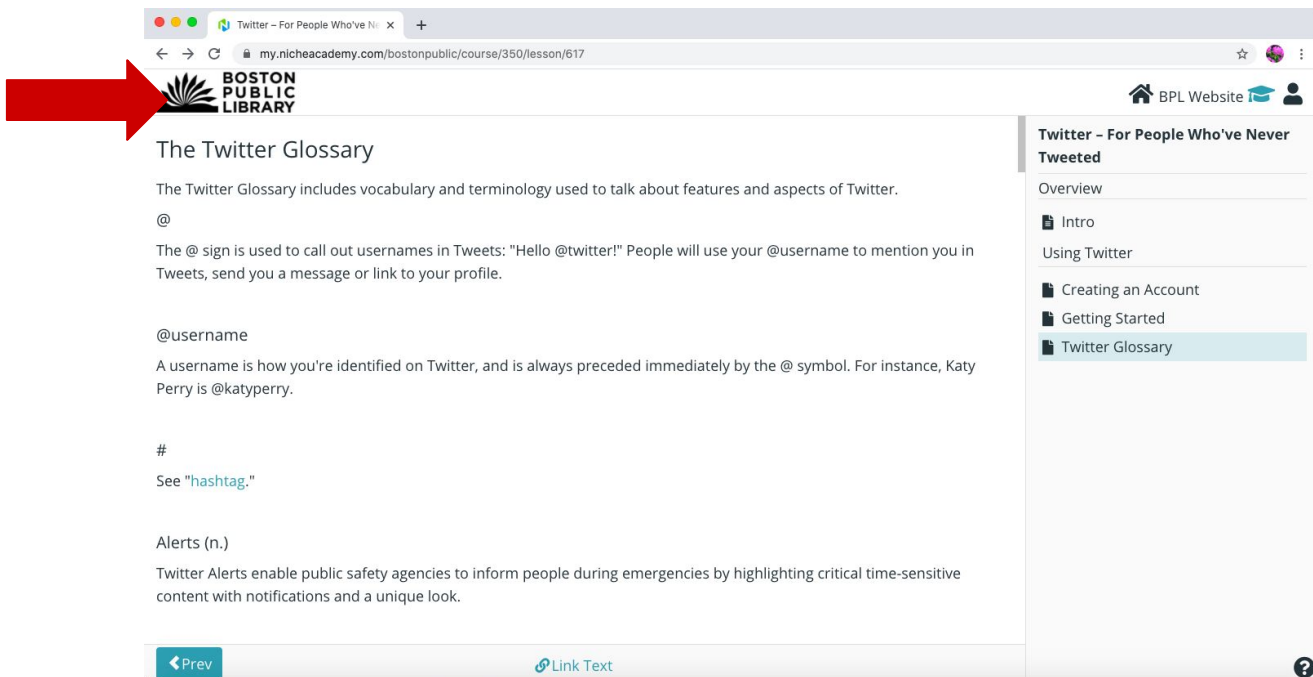
5) 点击“Intro (介绍)”观看视频或阅读说明, 然后点击“Begin (开始)” 进行到下一步。



6) 观看视频或阅读说明进行下一步。完成当前的步骤之后，点击“Next(下一步)”。你也可以点击“Prev”回到前一页。



7) 浏览完当前教程以后，点击左上角波士顿公共图书馆的商标回到主页浏览更多教程。



**祝贺你完成了浏览教程！ Congratulations on finding and going through a tutorial!**